










SPOTlight: School Year 2022-2023

KIPP DuBois Charter School			
School Code	3353	Principal Name	Courtney Moragne
Sector	Charter	Address	5070 Parkside Ave
Network	Charters	Phone	
Report Type	High School	Admission Category	Citywide With Criteria
Receives K8 Report	No	October 1 Enrollment	495
Grades in Report	9 12		
Website	kippphiladelphia.org/our schools/kipp dubois collegiate academy		

School Performance Outcomes Table

CONDITIONS FOR SUCCESS				
Metric Name	2021-22 Results	2022-23 Results	2022-23 Progress	Metric Description
Student Attendance	37.5%	43.1%	+5.6 %-pts 	Percentage of students attending 90% or more of instructional days
Teacher Attendance	Not Applicable			Percentage of teachers attending 90% or more of work days
Student Dropouts (Grades 9-12)	0	3	+3 	Number of students no longer enrolled, and who did not transfer or graduate
Graduation Rate (4-Year Cohort)	96.3%	95.4%	-0.9 %-pts 	Percentage of students graduating high school within four years of first-time enrollment in 9th grade

ACADEMIC GOALS						
Metric Name	2018-19 Results*	2022-23 Results	2022-23 Progress	2018-19 Results*	2022-23 Results	2022-23 Progress
Goal 4: Best by 11th Grade	Keystone Proficient or Advanced			Keystone Below Basic		
Algebra 1	31.7%	11.7%	-20.0 %-pts 	35.6%	46.8%	+11.2 %-pts 
Biology	23.2%	11.7%	-11.5 %-pts 	48.5%	59.6%	+11.1 %-pts 
Literature	38.0%	37.6%	-0.4 %-pts 	27.0%	22.6%	-4.4 %-pts 

* Due to COVID-19 pandemic-related test cancellations and exemptions, Keystone results for 2022-23 are compared to pre-pandemic (2018-19) performance.

Metric Name	2021-22 Results	2022-23 Results	2022-23 Progress	Metric Description
Goal 5: Grade 12 CTE	NOCTI Competent or Advanced			
NOCTI	Insufficient Sample			Percentage of students passing the industry standards assessment specific to each Career and Technical Education (CTE) program

All SPOTlight indicator colors are based on unrounded changes in results. Percentage point changes are rounded to the nearest tenth for display.

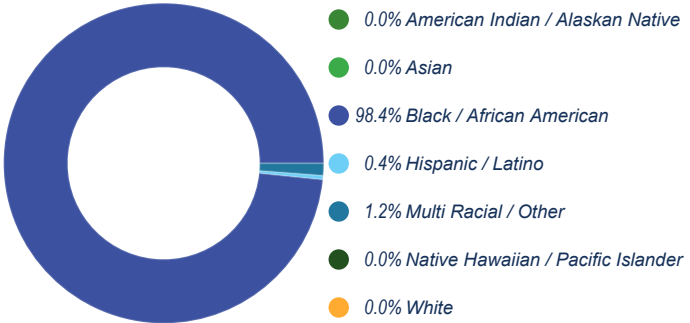
SPOTlight Legend:	Improving 	Maintaining 	Not Improving 
-------------------	---	--	---

KIPP DuBois Charter School

2022-2023 SCHOOL PROGRESS REPORT ON EDUCATION AND EQUITY

School Code | 3353 Sector | Charter Network | Charters
 Principal Name | Courtney Moragne
 Address | 5070 Parkside Ave Phone |
 Website | kippphiladelphia.org/our-schools/kipp-dubois-collegiate-academy Report Type | High School
 Grades in Report | 9-12
 Admissions Category | Citywide With Criteria
 Receives K8 Report | No Oct 1 Enrollment | 495

Student Enrollment and Demographics



566
of Students Served Over the Full Year

33.5%
% of Students with IEPs

0.0%
% of Students Identified as English Learners

86.9%
% of Students Identified as Economically Disadvantaged

Student Attendance

15.6%
% of Students Attending at Least 95% of Instructional Days

43.1%
% of Students Attending at Least 90% of Instructional Days

Score Level	Performance	Improvement	Level
Not Applicable for 2022-2023	Black / African American		
	Insufficient Data for Score	Insufficient Data for Score	NA
Performance	Hispanic / Latino		
Insufficient Data for Score	Insufficient Data for Score	Insufficient Data for Score	NA
Improvement	Multi Racial / Other		
Improving in 20.0% 2 out of 10 Eligible Metrics	Insufficient Data for Score	Insufficient Data for Score	NA
Goal Performance (All Students)	White		
Four-Year Cohort Graduation Rate	Insufficient Data for Score	Insufficient Data for Score	NA
Score: 95.4%	American Indian / Alaskan Native		
MAINTAINING -0.9 From Prior Year	Insufficient Data for Score	Insufficient Data for Score	NA
GOAL 4 Keystone: % of Students Proficient or Advanced on All 3 Keystones, Grade 11	Asian		
Score: 8.4%	Insufficient Data for Score	Insufficient Data for Score	NA
Not Applicable No Data Prior Year	Native Hawaiian / Pacific Islander		
GOAL 5 % of 12th Grade CTE Students Meeting Industry Standards	Insufficient Data for Score	Insufficient Data for Score	NA
Insufficient Sample	English Learners		
	Insufficient Data for Score	Insufficient Data for Score	NA
	Students with IEPs		
	Insufficient Data for Score	Insufficient Data for Score	NA
	Economically Disadvantaged		
	Insufficient Data for Score	Insufficient Data for Score	NA

● Improving ● Maintaining
 ● Not Improving ● Not Applicable

Climate, Culture & Opportunity

Conditions for Success

School Code | 3353 School Name | KIPP DuBois Charter School

% of Students Attending 90%+ of Days

All Students

566 Students

Score: 43.1%



IMPROVING

+5.6 From Prior Year



% of Students Attending

Greater Than 95% of Instructional Days

15.6%

90-95% of Instructional Days

27.6%

85-90% of Instructional Days

17.7%

80-85% of Instructional Days

14.0%

Less than 80% of Instructional Days

25.3%

Number of Dropouts

All Students

Grades 9-12

Students: 3

NOT IMPROVING

+3.0 From Prior Year



% of Students Receiving Zero Out-of-School Suspensions

All Students

566 Students

Score: 65.9%



NOT IMPROVING

-21.8 From Prior Year



* Schools that are performing at the most positive value for a metric automatically receive a label of "Improving", even if no change in performance occurred.

Climate, Culture & Opportunity

Conditions for Success

School Code | 3353 School Name | KIPP DuBois Charter School

% of Teachers Attending 90%+ of Days

Additional Teacher Metrics

All Teachers

Not Applicable

Data Unavailable
% of Teachers Rated as
Distinguished

Data Unavailable
% of Teachers Rated as
Proficient




Data Unavailable
Year-to-Year Teacher
Retention

** Schools that are performing at the most positive value for a metric automatically receive a label of "Improving", even if no change in performance occurred.*

College & Career: Every Student Graduates Ready for College and Careers

Conditions for Success

School Code | 3353 School Name | KIPP DuBois Charter School

Four-Year Cohort Graduation Rate	Other Key Metrics		
<p>All Students 124 out of 130 Students</p> <p>Score: 95.4%</p> <p>MAINTAINING -0.9 From Prior Year </p>	<p>85.3% Ninth-Grade On-Track Rate</p> <p>49.2% First-Fall Matriculation</p> <p>72.2% % of Students Completing the FAFSA by End of 12th Grade</p>		
<p>Black / African American 124 out of 129 Students</p> <p>Score: 96.1%</p> <p>MAINTAINING -0.2 From Prior Year </p>			
<p>Hispanic / Latino</p> <p>Insufficient Sample</p>			
<p>Multi Racial / Other</p> <p>Insufficient Sample</p>			
<p>White</p> <p>Insufficient Sample</p>			
<p>American Indian / Alaskan Native</p> <p>Insufficient Sample</p>			
<p>Asian</p> <p>Insufficient Sample</p>			
<p>Native Hawaiian / Pacific Islander</p> <p>Insufficient Sample</p>			
<p>English Learners</p> <p>Insufficient Sample</p>			
<p>Students with IEPs 36 out of 39 Students</p> <p>Score: 92.3%</p> <p>MAINTAINING -0.6 From Prior Year </p>			
<p>Economically Disadvantaged</p> <p>Insufficient Sample</p>			

* Schools that are performing at the most positive value for a metric automatically receive a label of "Improving", even if no change in performance occurred.

College & Career: Every Student Graduates Ready for College and Careers

Goal 4 - Keystone Algebra I Proficiency, Grade 11

School Code | 3353 School Name | KIPP DuBois Charter School

Keystone Algebra 1: % of Students Proficient or Advanced, Grade 11	Keystone Algebra 1: % of Students Below Basic, Grade 11
<p>All Students 11 out of 94 Students</p> <p>Score: 11.7% NOT IMPROVING -20.0 From Prior Year </p>	<p>All Students 44 out of 94 Students</p> <p>Score: 46.8% NOT IMPROVING +11.2 From Prior Year </p>
<p>Black / African American 11 out of 92 Students</p> <p>Score: 12.0% Not Applicable No Data Prior Year </p>	<p>Black / African American 42 out of 92 Students</p> <p>Score: 45.7% Not Applicable No Data Prior Year </p>
<p>Hispanic / Latino</p> <p>Insufficient Sample</p>	<p>Hispanic / Latino</p> <p>Insufficient Sample</p>
<p>Multi Racial / Other</p> <p>Insufficient Sample</p>	<p>Multi Racial / Other</p> <p>Insufficient Sample</p>
<p>White</p> <p>Insufficient Sample</p>	<p>White</p> <p>Insufficient Sample</p>
<p>American Indian / Alaskan Native</p> <p>Insufficient Sample</p>	<p>American Indian / Alaskan Native</p> <p>Insufficient Sample</p>
<p>Asian</p> <p>Insufficient Sample</p>	<p>Asian</p> <p>Insufficient Sample</p>
<p>Native Hawaiian / Pacific Islander</p> <p>Insufficient Sample</p>	<p>Native Hawaiian / Pacific Islander</p> <p>Insufficient Sample</p>
<p>English Learners</p> <p>Insufficient Sample</p>	<p>English Learners</p> <p>Insufficient Sample</p>
<p>Students with IEPs 0 out of 35 Students</p> <p>Score: 0.0% Not Applicable No Data Prior Year </p>	<p>Students with IEPs 20 out of 35 Students</p> <p>Score: 57.1% Not Applicable No Data Prior Year </p>
<p>Economically Disadvantaged 11 out of 80 Students</p> <p>Score: 13.8% Not Applicable No Data Prior Year </p>	<p>Economically Disadvantaged 36 out of 80 Students</p> <p>Score: 45.0% Not Applicable No Data Prior Year </p>

* Schools that are performing at the most positive value for a metric automatically receive a label of "Improving", even if no change in performance occurred.

* Due to COVID-19 pandemic-related test cancellations and exemptions, Keystone results for 2022-2023 are compared to pre-pandemic (2018-2019) performance; 2018-2019 subgroup data are not included.

College & Career: Every Student Graduates Ready for College and Careers

Goal 4 - Keystone Biology Proficiency, Grade 11

School Code | 3353 School Name | KIPP DuBois Charter School

Keystone Biology: % of Students Proficient or Advanced, Grade 11	Keystone Biology: % of Students Below Basic, Grade 11
All Students <i>11 out of 94 Students</i> Score: 11.7% <div style="display: inline-block; border: 1px solid gray; padding: 2px;"> NOT IMPROVING -11.5 From Prior Year ✘ </div>	All Students <i>56 out of 94 Students</i> Score: 59.6% <div style="display: inline-block; border: 1px solid gray; padding: 2px;"> NOT IMPROVING +11.1 From Prior Year ✘ </div>
Black / African American <i>11 out of 92 Students</i> Score: 12.0% <div style="display: inline-block; border: 1px solid gray; padding: 2px;"> Not Applicable No Data Prior Year ◯ </div>	Black / African American <i>54 out of 92 Students</i> Score: 58.7% <div style="display: inline-block; border: 1px solid gray; padding: 2px;"> Not Applicable No Data Prior Year ◯ </div>
Hispanic / Latino Insufficient Sample	Hispanic / Latino Insufficient Sample
Multi Racial / Other Insufficient Sample	Multi Racial / Other Insufficient Sample
White Insufficient Sample	White Insufficient Sample
American Indian / Alaskan Native Insufficient Sample	American Indian / Alaskan Native Insufficient Sample
Asian Insufficient Sample	Asian Insufficient Sample
Native Hawaiian / Pacific Islander Insufficient Sample	Native Hawaiian / Pacific Islander Insufficient Sample
English Learners Insufficient Sample	English Learners Insufficient Sample
Students with IEPs <i>1 out of 34 Students</i> Score: 2.9% <div style="display: inline-block; border: 1px solid gray; padding: 2px;"> Not Applicable No Data Prior Year ◯ </div>	Students with IEPs <i>23 out of 34 Students</i> Score: 67.7% <div style="display: inline-block; border: 1px solid gray; padding: 2px;"> Not Applicable No Data Prior Year ◯ </div>
Economically Disadvantaged <i>10 out of 81 Students</i> Score: 12.4% <div style="display: inline-block; border: 1px solid gray; padding: 2px;"> Not Applicable No Data Prior Year ◯ </div>	Economically Disadvantaged <i>48 out of 81 Students</i> Score: 59.3% <div style="display: inline-block; border: 1px solid gray; padding: 2px;"> Not Applicable No Data Prior Year ◯ </div>

* Schools that are performing at the most positive value for a metric automatically receive a label of "Improving", even if no change in performance occurred.

* Due to COVID-19 pandemic-related test cancellations and exemptions, Keystone results for 2022-2023 are compared to pre-pandemic (2018-2019) performance; 2018-2019 subgroup data are not included.

College & Career: Every Student Graduates Ready for College and Careers

Goal 4 - Keystone Literature Proficiency, Grade 11

School Code | 3353 School Name | KIPP DuBois Charter School

Keystone Literature: % of Students Proficient or Advanced, Grade 11	Keystone Literature: % of Students Below Basic, Grade 11
<p>All Students 35 out of 93 Students</p> <p>Score: 37.6%</p> <p>MAINTAINING -0.4 From Prior Year </p>	<p>All Students 21 out of 93 Students</p> <p>Score: 22.6%</p> <p>IMPROVING -4.4 From Prior Year </p>
<p>Black / African American 34 out of 91 Students</p> <p>Score: 37.4%</p> <p>Not Applicable No Data Prior Year </p>	<p>Black / African American 21 out of 91 Students</p> <p>Score: 23.1%</p> <p>Not Applicable No Data Prior Year </p>
<p>Hispanic / Latino</p> <p>Insufficient Sample</p>	<p>Hispanic / Latino</p> <p>Insufficient Sample</p>
<p>Multi Racial / Other</p> <p>Insufficient Sample</p>	<p>Multi Racial / Other</p> <p>Insufficient Sample</p>
<p>White</p> <p>Insufficient Sample</p>	<p>White</p> <p>Insufficient Sample</p>
<p>American Indian / Alaskan Native</p> <p>Insufficient Sample</p>	<p>American Indian / Alaskan Native</p> <p>Insufficient Sample</p>
<p>Asian</p> <p>Insufficient Sample</p>	<p>Asian</p> <p>Insufficient Sample</p>
<p>Native Hawaiian / Pacific Islander</p> <p>Insufficient Sample</p>	<p>Native Hawaiian / Pacific Islander</p> <p>Insufficient Sample</p>
<p>English Learners</p> <p>Insufficient Sample</p>	<p>English Learners</p> <p>Insufficient Sample</p>
<p>Students with IEPs 5 out of 34 Students</p> <p>Score: 14.7%</p> <p>Not Applicable No Data Prior Year </p>	<p>Students with IEPs 14 out of 34 Students</p> <p>Score: 41.2%</p> <p>Not Applicable No Data Prior Year </p>
<p>Economically Disadvantaged 29 out of 80 Students</p> <p>Score: 36.3%</p> <p>Not Applicable No Data Prior Year </p>	<p>Economically Disadvantaged 18 out of 80 Students</p> <p>Score: 22.5%</p> <p>Not Applicable No Data Prior Year </p>

* Schools that are performing at the most positive value for a metric automatically receive a label of "Improving", even if no change in performance occurred.

* Due to COVID-19 pandemic-related test cancellations and exemptions, Keystone results for 2022-2023 are compared to pre-pandemic (2018-2019) performance; 2018-2019 subgroup data are not included.

College & Career: Every Student Graduates Ready for College and Careers

Goal 4 - Keystone Overall Proficiency, Grade 11

Goal 5 - Career and Technical Education, Grade 12

School Code | 3353 School Name | KIPP DuBois Charter School

Keystone All Subjects: % of Students Proficient or Advanced, Grade 11

All Students

8 out of 95 Students

Score: 8.4%

Not Applicable

No Data Prior Year



Black / African American

8 out of 93 Students

Score: 8.6%

Not Applicable

No Data Prior Year



Hispanic / Latino

Insufficient Sample

Multi Racial / Other

Insufficient Sample

White

Insufficient Sample

American Indian / Alaskan Native

Insufficient Sample

Asian

Insufficient Sample

Native Hawaiian / Pacific Islander

Insufficient Sample

English Learners

Insufficient Sample

Students with IEPs

0 out of 35 Students

Score: 0.0%

Not Applicable

No Data Prior Year



Economically Disadvantaged

8 out of 81 Students

Score: 9.9%

Not Applicable

No Data Prior Year



% of 12th Grade CTE Students Meeting Industry Standards

All Students

Insufficient Sample

* Schools that are performing at the most positive value for a metric automatically receive a label of "Improving", even if no change in performance occurred.

* Due to COVID-19 pandemic-related test cancellations and exemptions, Keystone results for 2022-2023 are compared to pre-pandemic (2018-2019) performance; 2018-2019 subgroup data are not included.